

**Presented By:** Total Lighting Supply  
**Contact Phone:** (847) 868-2512  
**Contact E-mail:** info@TotalLightingSupply.com


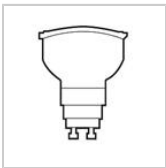
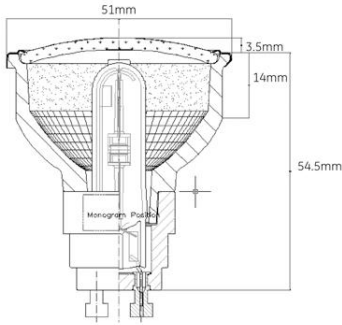

**Customer Name:**  
**Project Name:**  
**Fixture Type:**



**GE**  
**Lighting**

**71491 - CMH39MR16/942/SP**

GE ConstantColor® PulseArc® CMH® Ceramic Metal Halide MR16



**CAUTIONS & WARNINGS**

**Caution**

- Risk of Burn
  - Allow lamp to cool before handling.
  - Do not turn on lamp until fully installed.
- Lamp may shatter and cause injury if broken
  - Do not use excessive force when installing lamp.
  - Do not use lamp if outer glass is scratched or broken.

**Warning**

- Risk of Fire
  - Keep combustible materials away from lamp.
  - Use fused or thermally protected ballast - see instructions.
  - Use in fixture rated for this product.
- Risk of Electric Shock
  - Do not use where directly exposed to water or outdoors without an enclosed fixture.
  - Turn power off before inspection, installation or removal.
- Unexpected lamp rupture may cause injury, fire, or property damage
  - Do not exceed rated voltage.
  - Do not store flammable materials near/below lamp.
  - Do not turn on lamp until fully installed.
  - Do not use beyond rated life.
  - Do not use lamp if outer glass is scratched or broken.
  - Do not use where directly exposed to water or outdoors without an enclosed fixture.
  - Use only properly rated ballast.

**GRAPHS & CHARTS**

Graphs\_Lamp Mortality

**GENERAL CHARACTERISTICS**

Lamp Type	High Intensity Discharge - Ceramic Metal Halide
Bulb	MR16
Base	GX10
Rated Life	12000.0 hrs
Lamp Enclosure Type (LET)	Open or enclosed fixtures
Base Temperature (MAX)	300.0 °C
Bulb Temperature (MAX)	300.0 °C
LEED-EB MR Credit	140 picograms Hg per mean lumen hour
Additional Info	UV control
Primary Application	Indoor Spotlight

**PHOTOMETRIC CHARACTERISTICS**

Initial Lumens	2200.0
Nominal Initial Lumens per Watt	56
Beam Spread	12.0 °
Center Beam Candlepower (CBCP)	16000.0
Color Temperature	4000.0 K
Color Rendering Index (CRI)	92.0

**ELECTRICAL CHARACTERISTICS**

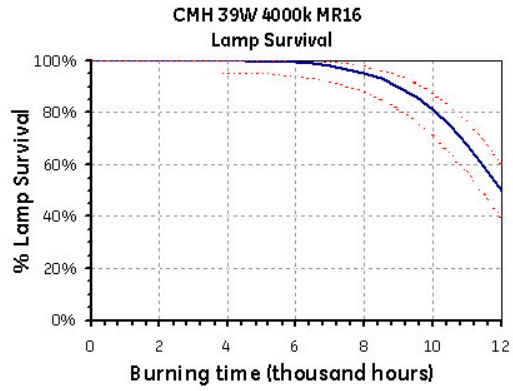
Wattage	39.0
Burn Position	Universal burning position
Open Circuit Voltage (peak lead ballast) (MIN)	95.0 V
Warm Up Time to 90%	3.0 min
Hot Restart Time to 90%	6.5 min

**DIMENSIONS**

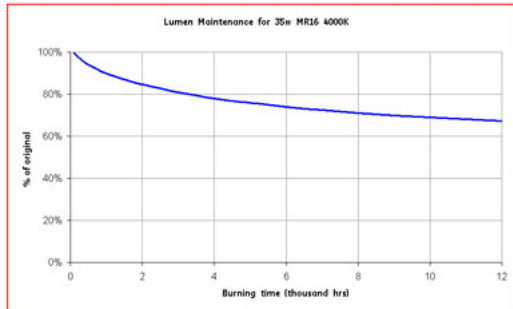
Maximum Overall Length (MOL)	2.2800 in(57.9 mm)
Bulb Diameter (DIA) (MAX)	2.000 in(50.8 mm)

**PRODUCT INFORMATION**

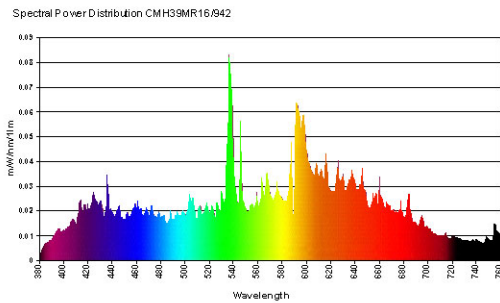
Product Code	71491
Description	CMH39MR16/942/SP
ANSI Code	C130/M130
Standard Package	Case
Standard Package GTIN	10043168714911
Standard Package Quantity	12
Sales Unit	Unit
No Of Items Per Sales Unit	1
No Of Items Per Standard Package	12
UPC	043168714914



**Graphs\_Lumen Maintenance**



**Graphs\_Spectral Power Distribution**



**NOTES**

- Rated life based on 11 hours per start
- Use only with low frequency square wave (LFSW) electronic ballast.